


Colors



White Crystal



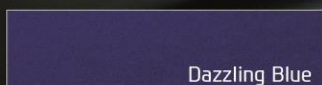
Sleek Silver



Sonic Silver



Phantom Black



Dazzling Blue



Vitamin C



Veloster Red



- Photos may vary from actual unit and accessories.
- Some of the other features may not be available in other regions or variants. Consult your dealer on the features available.
- Some of the equipment described in this catalogue may not be supplied as standard equipment and may be available at extra cost. Hyundai Asia Resources, Inc. reserves the right to change specifications and equipment without prior notice.



EXCLUSIVE DISTRIBUTOR OF HYUNDAI: HYUNDAI ASIA RESOURCES, INC.


ACCENT Hatch



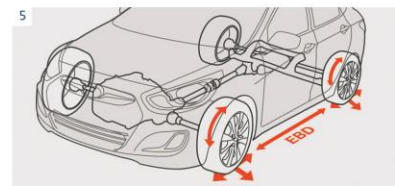
HYUNDAI
NEW THINKING.
NEW POSSIBILITIES.



Max Power: 136ps / 4,000rpm
 Max Torque: 26.5kg-m / 1,500-3,500rpm (MT)
 30.6kg-m / 1,750-2,500rpm (DCT)



ACCENT Hatch



PERFORMANCE

1. 1.6L CRDi VGT Diesel Engine
2. Luggage Capacity
3. 7-Speed Dual Clutch Transmission (DCT)
(for AT Diesel variants only)

SAFETY AND OTHER FEATURES

4. Dual SRS Airbags
5. Electronic Brakeforce Distribution (EBD)
6. Anti-Lock Braking System (ABS)
7. Electronic Stability Program (ESP)
8. Power Windows
9. Keyless Entry (Folding Type)
10. Supervision-Type Instrument Cluster

Issued by HARI on January 2016

MODEL		ACCENT HATCH	
Variant		1.6 CRDi GL 6M/T (Dsl)	1.6 CRDi GL 7A/T-DCT (Dsl)
Seating Capacity		Five (5)	
ENGINE		U-II 1.6-liter CRDi VGT (Euro 4)	
Model		U-II 1.6-liter CRDi VGT (Euro 4)	
General	Displacement	cc	
	Max Power	ps/rpm	
	Max Torque	kg-m/rpm	
		26.5 / 1,500~3,500 (MT)	30.6 / 1,750~2,500 (DCT)
Hood Insulator		with	
TRANSMISSION			
Type		6-Speed Manual Transmission	7-Speed Dual Clutch Transmission
STEERING			
Type		MDPS (Motor Driven Power Steering)	
CHASSIS			
Suspension	Front / Rear	MacPherson Strut Type with Coil Spring / Coupled Torsion Beam Axle	
Brake Type	Front / Rear	Ventilated Disc / Drum	Ventilated Disc / Disc
Wheels & Tires		5.5J x 14" Steel with Full Wheel Cap; 175/70 R14 Tires	
Spare Tire		Full Size	
DIMENSIONS			
Body Type		5-door Hatchback	
Overall LxWxH	mm	4115 x 1700 x 1457	
Wheelbase	mm	2570	
Curb Weight	kg	1170~1245	1185~1260
Gross Vehicle Weight	kg	1650	
Fuel Tank Capacity	L	43	
EXTERIOR FEATURES			
Headlamps		Halogen	
Outside Rearview Mirror		Body Color	
Washer & Wiper		Front: 2-Speed, Intermittent; Rear: 1-Speed	
Rear Spoiler with High Mount Stop Lamp		with	
SAFETY AND SECURITY			
SRS Airbags		Dual Front	
ABS (Anti-Lock Braking System)	-	with	
ESP (Electronic Stability Program)	-	with HAS (Hill-start Assist System)	
Keyless Entry		with (Folding Key)	
INTERIOR AND CONVENIENCE FEATURES			
Sunvisor		with Vanity Mirror (Dr. & Pass.) and Ticket Holder (Driver Side)	
Seat Material		Fabric	
Rear Seats		60:40 Split Fold	
Rear Headrest		with (x3) Up/Down Adjustment	
Central Door Locks		with	
Power Side Mirrors		with	
Power Windows		with	
Instrument Cluster		Conventional	Supervision
Audio System		1-DIN Radio/CD/MP3/USB/AUX + 4 Speakers	
Trip Computer		Trip A and B, Distance to Empty, Average Fuel Consumption, Instant Fuel Consumption, Average Speed and Time Elapsed	
Air Conditioning		Manual	